

SESSION 646 - Physiology and Imaging Guided Complex PCI in Daily Practice

[Add to My Itinerary](#)

📅 April 2, 2022, 4:15 PM - 5:30 PM

📍 Room 152A

DESCRIPTION

Practical guidance and up-to date evidence based knowledge for complex PCI with complementary usage of physiology and intravascular imaging; the first half describes overall basic knowledge and the second half describes specific scenario including calcium, left main, and stent failure; weakness and strengths of OCT vs IVUS should be clarified in each scenario.

Session Type

Scientific,ARS

Pathway

Interventional and Structural

CME

1.25

Dual CME/ABIM MOC

1.25

Dual CME/ABP MOC

1.25

ECME

1

CNE

1.25

CPE

1.25

PA

1.25

14 Presentations

4:15 PM - 5:30 PM

646-01 - Co-Chair

Robert Francis Riley
Bellevue, WA

[Add to My Itinerary](#)

4:15 PM - 5:30 PM

646-02 - Co-Chair

Nadia Razaq Sutton
Ann Arbor, MI

[Add to My Itinerary](#)

4:15 PM - 5:30 PM

646-03 - Panelist

Carlos Enrique Alfonso
Coral Gables, FL

[Add to My Itinerary](#)

4:15 PM - 5:30 PM

646-04 - Panelist

Allen Jeremias
Woodbury, NY

[Add to My Itinerary](#)

4:15 PM - 5:30 PM

646-05 - Panelist

Nkechinyere Nwamaka
Ijioma
La Crosse, WI

[Add to My Itinerary](#)

4:15 PM - 5:30 PM

646-06 - Panelist

Nicola Ryan
Aberdeen, United Kingdom

[Add to My Itinerary](#)

4:15 PM - 4:23 PM

646-07 - Case Presentation: A CHIP Case Guided by Physiology and Imaging

Doni Firman
Jakarta, Indonesia

[Add to My Itinerary](#)

4:23 PM - 4:33 PM


646-08 - Nuts and Bolts of PCI Optimization with Physiology

[Add to My Itinerary](#)

4:33 PM - 4:43 PM


646-09 - Nuts and Bolts of PCI Optimization with Imaging

Akiko Maehara
New York, NY

 Add to My Itinerary

4:43 PM - 4:51 PM


646-10 - Panel Discussion With Audience Question and Answer

 Add to My Itinerary

4:51 PM - 5:01 PM

646-11 - Complementary Usage of Physiology and Imaging for Treatment of Left Main Bifurcation Lesions


Kensuke Takagi
Milano, Italy

 Add to My Itinerary

5:01 PM - 5:11 PM

646-12 - Intravascular Imaging (OCT/IVUS) - Guided Treatment of Severely Calcified Lesions


Nieves Gonzalo
Madrid, Spain

 Add to My Itinerary

5:11 PM - 5:21 PM


646-13 - Root Cause and Tailored Treatment for Stent Thrombosis and Restenosis

Ziad Ali
Roslyn, NY

 Add to My Itinerary

5:21 PM - 5:30 PM

646-14 - Panel Discussion With Audience Question and Answer

 Add to My Itinerary